




# PMEX UPDATE


SELL	
	<b>CRUDE10-JY26</b>
92.90	-3.25%
Expiry	19/Jun/26
Remaining	15 Days
<b>Entry</b>	93.92 - 93.42
<b>Stoploss</b>	94.72
<b>Take Profit</b>	92.73 - 91.73


BUY	
	<b>NGAS1K-Jy26</b>
3.2820	2.12%
Expiry	25/Jun/26
Remaining	21 Days
<b>Entry</b>	3.26 - 3.27
<b>Stoploss</b>	3.24
<b>Take Profit</b>	3.31 - 3.33


BUY	
	<b>GO10Z-AU26</b>
4,525.51	1.31%
Expiry	29/Jul/26
Remaining	55 Days
<b>Entry</b>	4540 - 4544
<b>Stoploss</b>	4528.00
<b>Take Profit</b>	4554 - 4564


BUY	
	<b>SL10-JY26</b>
74.58	-2.05%
Expiry	26/Jun/26
Remaining	22 Days
<b>Entry</b>	74.87 - 74.98
<b>Stoploss</b>	74.47
<b>Take Profit</b>	75.34 - 75.52


BUY	
	<b>PLATINUM5-JY26</b>
1,905.85	1.67%
Expiry	26/Jun/26
Remaining	22 Days
<b>Entry</b>	1898 - 1902
<b>Stoploss</b>	1892.00
<b>Take Profit</b>	1910 - 1918


BUY	
	<b>COPPER-JY26</b>
6.5278	0.31%
Expiry	22/Jun/26
Remaining	18 Days
<b>Entry</b>	6.5 - 6.51
<b>Stoploss</b>	6.48
<b>Take Profit</b>	6.54 - 6.56


SELL	
	<b>ICOTTON-JY26</b>
80.02	-0.61%
Expiry	22/Jun/26
Remaining	18 Days
<b>Entry</b>	76.2 - 76.01
<b>Stoploss</b>	76.45
<b>Take Profit</b>	75.68 - 75.45

BUY	
	<b>DJ-JU26</b>
51,195	0.77%
Expiry	17/Jun/26
Remaining	13 Days
<b>Entry</b>	51113 - 51173
<b>Stoploss</b>	51203.00
<b>Take Profit</b>	51308 - 51378

SELL	
	<b>SP500-JU26</b>
7,539	-0.44%
Expiry	17/Jun/26
Remaining	13 Days
<b>Entry</b>	7564 - 7554
<b>Stoploss</b>	7578.00
<b>Take Profit</b>	7535 - 7510

SELL	
	<b>NSDQ100-JU26</b>
30,239	-1.29%
Expiry	17/Jun/26
Remaining	13 Days
<b>Entry</b>	30389 - 30333
<b>Stoploss</b>	30470.00
<b>Take Profit</b>	30178 - 30091

SELL	
	<b>GOLDUSDJPY-JY26</b>
159.85	-0.06%
Expiry	26/Jun/26
Remaining	22 Days
<b>Entry</b>	159.78 - 159.74
<b>Stoploss</b>	159.88
<b>Take Profit</b>	159.63 - 159.54

SELL	
	<b>GOLDEURUSD-JY26</b>
1.1639	0.34%
Expiry	26/Jun/26
Remaining	22 Days
<b>Entry</b>	1.1654 - 1.165
<b>Stoploss</b>	1.167
<b>Take Profit</b>	1.1631 - 1.1617

## Major Headlines

### Gold prices advance after Israel-Lebanon ceasefire deal; U.S. jobs data awaited

Gold prices rose on Thursday, as crude costs dipped following a ceasefire agreement between Israel and Lebanon, easing worries over broader inflationary pressures. Israel and Lebanon have agreed to renew their shaky ceasefire, bolstering hopes for an eventual peace deal between the U.S. and Iran. An agreement between Washington and Tehran has been contingent upon a cessation to fighting in Lebanon, where U.S.-aligned Israeli forces have been battling Iran-backed Hezbollah militants. see more...

### Citi sees oil prices grinding higher as US-Iran talks falter

The rebound came as hostilities in the Middle East continued, with Iran striking Kuwait's airport and the U.S. military carrying out strikes near the Strait of Hormuz, underscoring the fragility of a weeks-long ceasefire. Negotiations between Washington and Tehran remain deadlocked over the control of the strait, the treatment of Iran's highly-enriched uranium, and the inclusion of Lebanon in any ceasefire agreement. A separate Israel-Lebanon ceasefire announced Wednesday see more...

### S&P 500: Markets Set to Face Their First Real Test in Weeks

The S&P 500 endured its sharpest decline in over a week, erasing several sessions of steady gains in a single move and placing the benchmark on course for its first weekly loss in ten weeks. While one down day is hardly enough to declare the end of the bull run, it serves as a timely reminder that markets rarely move higher in a straight line. After an extended rally that has pushed US equities to fresh record highs, investors are now confronting a more difficult question: is this simply another buy-the-dip opportunity, or the early stages of a broader consolidation phase? For now, the evidence still favors the former, but some warning signs are beginning to emerge beneath the surface.

### USD/JPY Price Forecast: Trades below 160.00 intervention threshold; bullish bias intact

The USD/JPY pair attracts some sellers during the Asian session on Thursday amid fears that authorities will step in again to prop up the Japanese Yen (JPY). Furthermore, the Israel-Lebanon truce prompts some profit-taking around the US Dollar (USD) and exerts downward pressure on the currency pair. Spot prices, however, lack follow-through and remain close to the 160.00 psychological mark or over a one-month high set earlier today. Economic concerns stemming from the Middle East conflict hold back the JPY bulls from placing aggressive bets. Adding to this, the uncertainty over US-Iran peace talks, along with hawkish US Federal Reserve (Fed) expectations.

### EUR/USD Price Forecast: Sees fresh leg of downfall below 1.1570

The EUR/USD pair trades marginally higher to near 1.1600 during the early European trading session on Thursday. The major currency pair edges up, but is close to its Wednesday's low, suggesting that the outlook is still uncertain. The Euro is broadly under pressure as higher energy prices due to the Middle East crisis have diminished the appeal of currencies from economies that rely heavily on oil imports to meet its energy needs.

## Economic Calendar

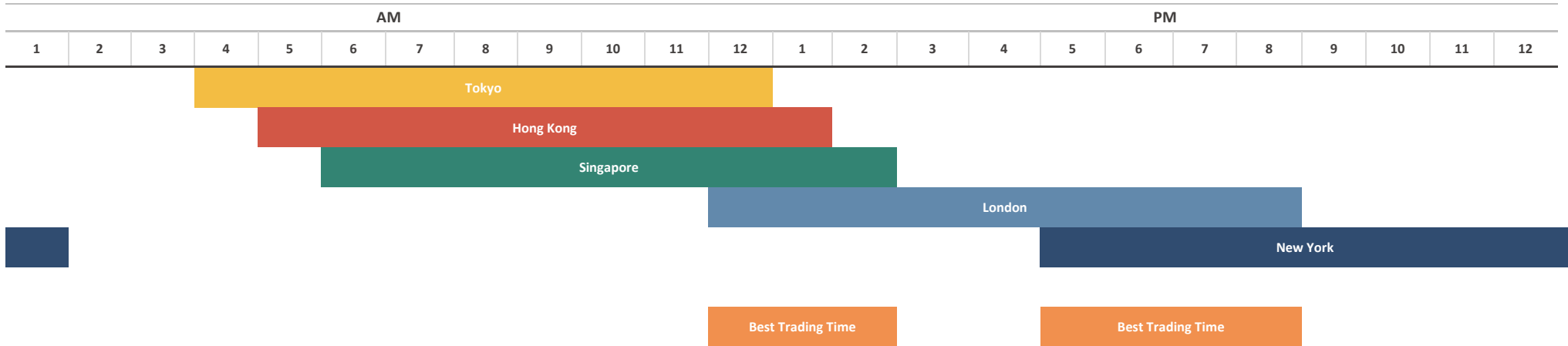
---

Initial Jobless Claims

---

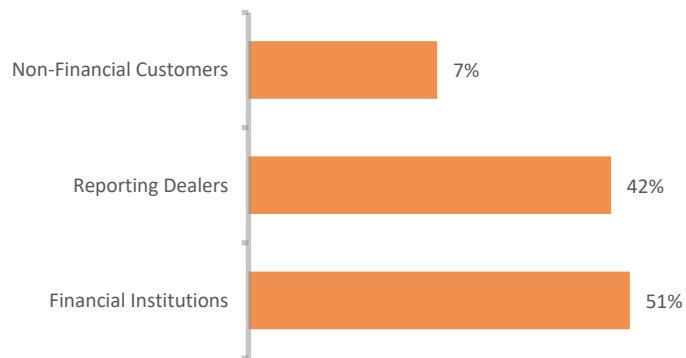
# FOREX MARKETS' STATISTICS

## Forex Market Hours

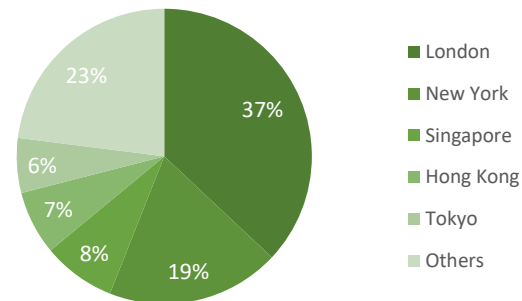


Note: This chart shows the normal forex trading times of all the major forex trading centers across the globe in Pakistan Standard Time.

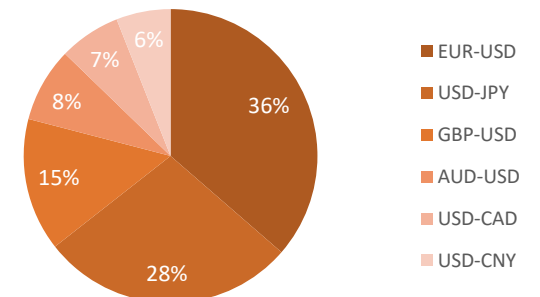
### Forex Turnover by Counterparty



### Markets' Share in Total Forex Turnover



### Most Traded Currency Pairs



Sources: ACPL Research, Forexmarkethours, Dailyfx, Ig

# DISCLAIMER

This report has been prepared by Abbasi and Company (Private) Limited and is provided for information purposes only. Abbasi and Company (Private) Limited (ACPL) is engaged in brokerage business of commodities futures in Pakistan and to provide the trading/ execution facility on Pakistan Mercantile Exchange (PMEX). There is risk of loss in trading in derivatives (futures). The author, directors and other employees of Abbasi and Company (Private) Limited and its affiliates cannot be held responsible for any loss in trading. Futures; futures on margin carries a high level of risk and may not be suitable for all investors. The high degree of leverage can work against the investor/ traders. Before deciding to invest in Commodity derivatives, you should carefully consider your investment objectives, level of experience, and risk appetite. The possibility exists that you could sustain a loss of some or all of your initial investment and therefore you should not invest money that you cannot afford to lose. You should be aware of all the risks associated with futures trading in commodities and other financial products. We take no responsibility for any loss made in investment on any instruments through us. In any event Abbasi and Company (Private) Limited, its affiliates, agents will not be liable to anyone for any decision made or action taken for investment/trading. Abbasi and Company (Private) Limited, its affiliates, directors and employees cannot be held responsible for any loss in trading due to any problem in connectivity; failure of system; technical problem in the software or any other reason whatever.

All the reports/ recommendations/ trading calls/ opinions are advisory in nature and contains the opinions of the author, which are not to be construed as investment advices. The author, directors and other employees of Abbasi and Company (Private) Limited and its affiliates cannot be held responsible for the accuracy of the information presented herein or for the results of the positions taken based on the opinions expressed in the reports/ views from Abbasi and Company (Private) Limited. All the views/ recommendations/ trading calls and opinions are based on the information, which are believed to be accurate and no assurance can be given for the accuracy of these information.

Derivatives trading involve substantial risk. The valuation of the underlying may fluctuate, and as a result, clients may lose their entire original investment. In no event should the content of this research report be construed as an express or an implied promise, guarantee or implication by, or from, Abbasi and Company (Private) Limited that you will profit or that losses can, or will be, limited in any manner whatsoever. Past results are no indication of future performance. The information provided in this report is intended solely for informative purposes and is obtained from sources believed to be reliable. Information is in no way guaranteed. No guarantee of any kind is implied or possible where projections of future conditions are attempted. Investments in securities market are subject to market risks, read all the related documents carefully before investing.

All rights reserved by Abbasi and Company (Private) Limited. This report or any portion hereof may not be reproduced, distributed, or published by any person for any purpose whatsoever. Nor can it be sent to a third party without prior consent of Abbasi and Company (Private) Limited. Action could be taken for unauthorized reproduction, distribution, or publication.

The research analyst, primarily involved in the preparation of this report, certifies that (1) the views expressed in this report accurately reflect his/her personal views about the subject commodity/index /currency pair and (2) no part of his/her compensation was, is or will be directly or indirectly related to the specific recommendations or views expressed in this report.

## DISCLOSURE

Following exchange rates are used to convert investment and profit values:

- USD/PKR: 280.10
- JPY/PKR: 1.97

To arrive at our Target Price, Abbasi & Company (Private) Limited uses following methods:

- Technical Analysis
- Fundamental Analysis

Furthermore, profit and returns are inclusive of all expenses including PMEX Fee, ACPL Fee & Sales Tax

## RESEARCH DISSEMINATION POLICY

Abbasi & Company (Private) Limited endeavors to make all reasonable efforts to disseminate research to all eligible clients in a timely manner through either physical or electronic distribution such as email, fax mail etc. Nevertheless, all clients may not receive the material at the same time.

### PREPARED BY

Muhammad Rashid Nawaz  
Phone: (+92) 42 38302028  
Ext: 118  
Email: [umairjaved@abbasiandcompany.com](mailto:umairjaved@abbasiandcompany.com)

### RESEARCH DEPARTMENT

6 - Shadman, Lahore  
Phone: (+92) 42 38302028; Ext: 116, 117  
Email: [research@abbasiandcompany.com](mailto:research@abbasiandcompany.com)  
web: [www.abbasiandcompany.com](http://www.abbasiandcompany.com)

### HEAD OFFICE

6 - Shadman, Lahore  
Phone: (+92) 42 38302028  
Email: [support@abbasiandcompany.com](mailto:support@abbasiandcompany.com)  
web: [www.abbasiandcompany.com](http://www.abbasiandcompany.com)